

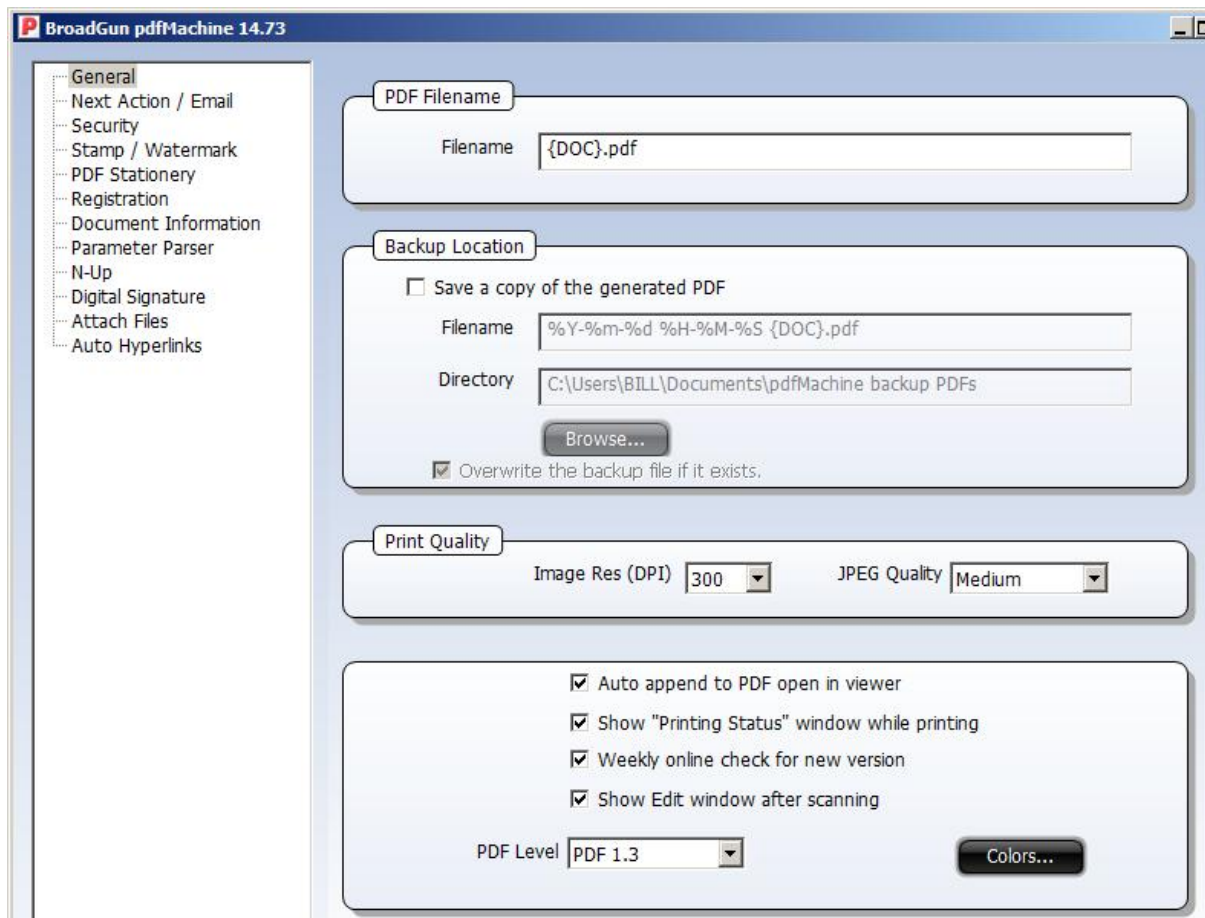
PDFMACHINE / BROADGUN – PDF File Output.

(for BATCH output of PDF files from STORE see page 3 of this document)

For many years we have recommended the PDF program pdfmachine as a free and powerful way of generating PDF files from PALLETMANAGER. The free version - PDFMachine White - is available for download from www.pdfmachine.com and for those requiring slightly more functionality a low cost licensed version (pdfmachine **office**) is also available.

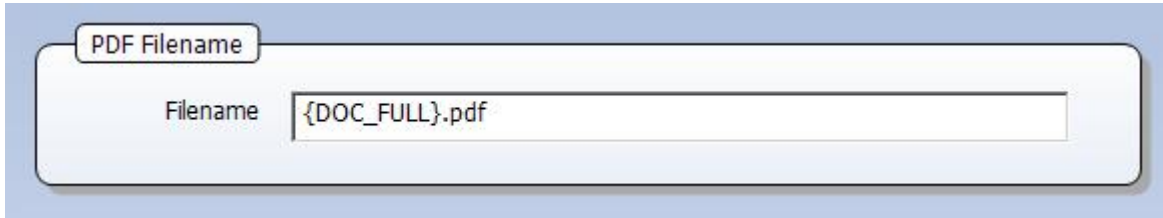
In use, the user selects the report(s) they require and then selects the Broadgun printer driver for output and a PDF file is created and displayed on screen. The user can then save this file to disk in a folder of their choice.

After installing the PDFMachine software some fairly minor configuration of the printer options may be required as discussed below. An example of the main options screen immediately after installation is shown below:



The above settings will convert the output to pdf and put the result to screen where the user is able to select to save the pdf file to a location of their choice using any name they wish.

We would recommend just one change to the above when using with PALLETMANAGER – edit the filename to say DOC_FULL as below:



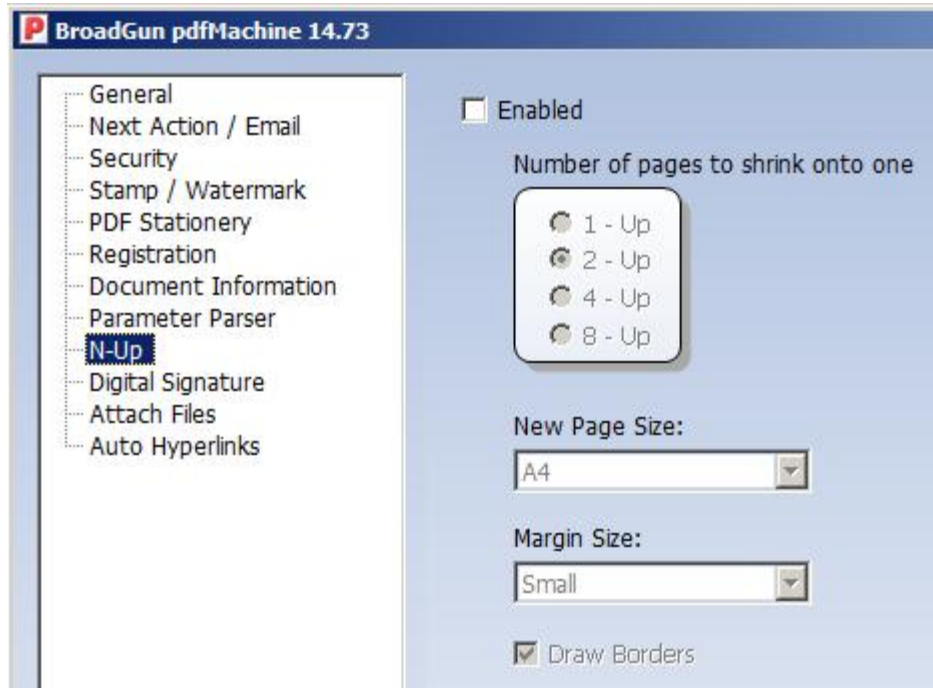
The effect of this small change is to ensure that if the product code you use happens to contain a hyphen then the default name (productcode.pdf) will still be correct (a hyphen is used by the PDF printer software as a name de-limiter otherwise). In a number of modes PALLETMANAGER will set the name according to the product code you enter.

For those using pdfmachine to create and save individual PALLETMANAGER specifications to disk the free 'White' version described here should do all you require. You will be able to accept the default PDF filename (or enter a name) after it is displayed and save the file to a location of your choice.

For more advanced use please see the following pages..

There are a couple of situations where you may need to purchase a licence for an enhanced version of the product (around £20) – **pdfmachine Office**.

1. Some users (especially of CARGOMANAGER) like to place multiple pages on one A4 page ('N Up') - this is only available with the paid for 'pdfmachine office' version.



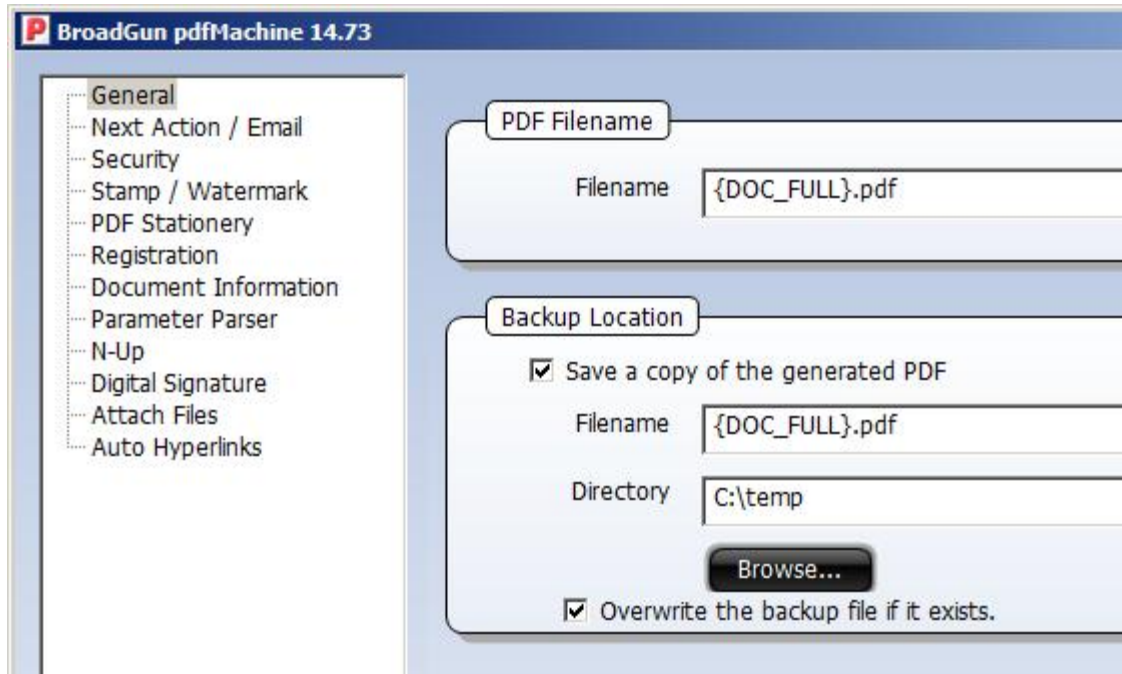
2. In PALLETMANAGER we have recently introduced a new utility – BATCHPRINT1 – that allows users to output to their default printer a complete set of **Ti-High** reports for ALL the entries in their STORE database. Where the printer is a 'normal' physical printer (e.g. Laser / Deskjet) then a single page paper report will be produced for each PALLETISE / COLLATION / TERTIARY analysis that has been STORED. However this does open up the opportunity to potentially output a single PDF format report instead if the default printer is a PDF printer such as PDFMachine.

To achieve this the PDF printer must allow you to name and output to file PDF reports without any user interaction (e.g. without putting up a printer dialogue).

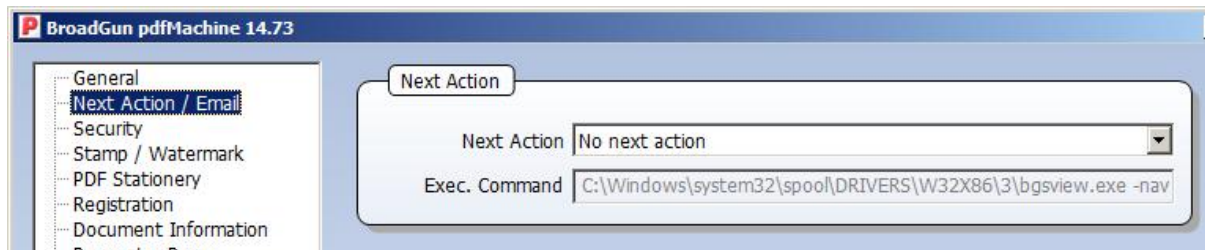
As described above the free version of the pdf program always displays the pdf on screen. In situations where the user wishes to 'Batch Print' a large number of reports (from the STORE module as described above) WITHOUT the Next Action after file creation being the display of the pdf file then once again a paid-for (pdfmachine office) version will be required.

The pdfmachine office software can be configured so that it automatically produces .PDF output files without any confirming user action, these files being saved into a stated folder.

This can be configured so that the file is created and saved automatically in (here) a folder c:\temp:



As we do not wish to view the file as each is created then under Next Action this should be set to 'nothing' .



We would stress that is only when outputting a batch of files from STORE using the 'BATCHPRINT1' utility to output STORE Ti-High Reports to PDF, when the PDF printer is set as your default.

Once the above is set up then it is possible to perform a batch run of Ti-High reports using the utility BATCHPRINT1 from you 'STORE' database and for these to be saved in the stated folder and named automatically according to the Product Code.

Once this has been done it is likely that you will need to re-instate (at least) the Next Action setting.

Whilst other PDF software product MAY be able to support the automatic actions described above we know that pdfmachine office works well in this mode of operation and is an excellent tool for general PDF work.

GOAL Support – Jan 2015.